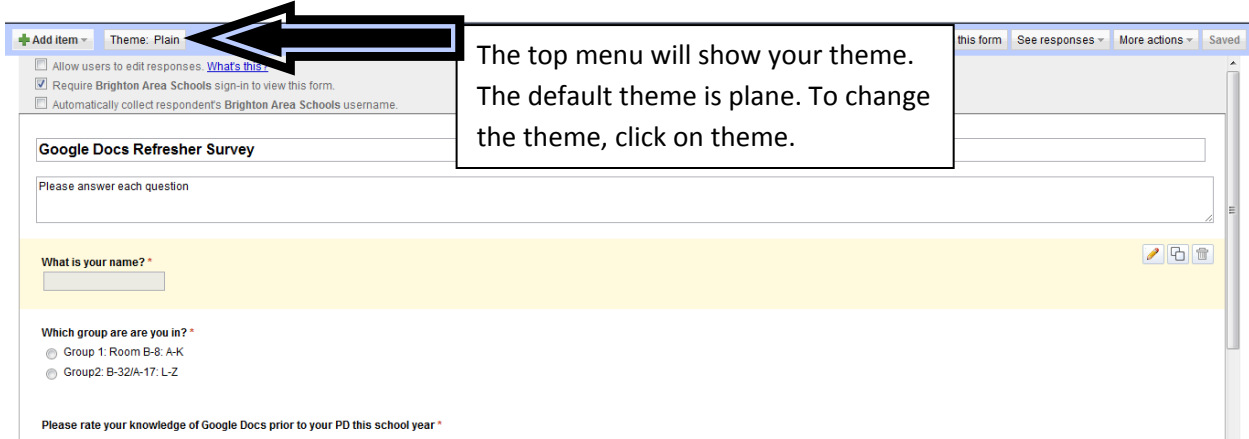


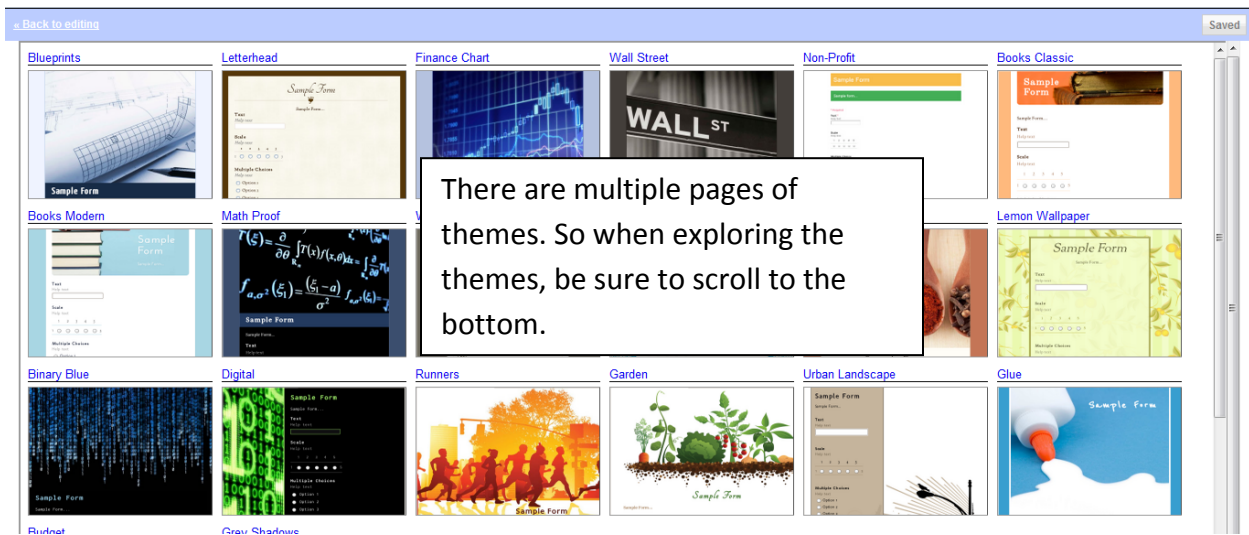
# GOOGLE FORM BASICS: CHANGING THE APPEARANCE

## Changing the Theme of your form:

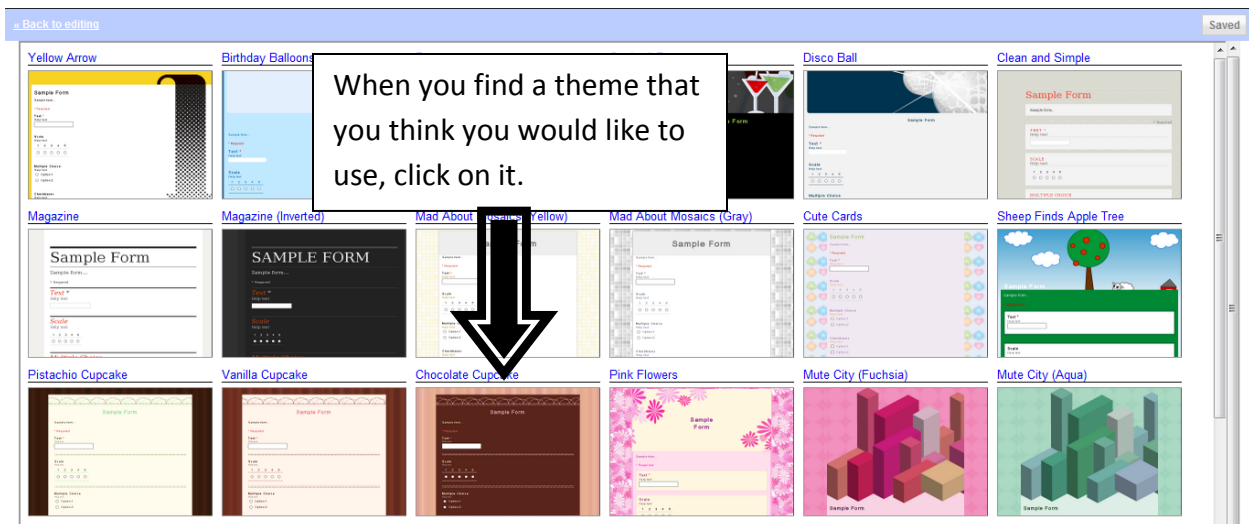
You can quickly and easily change the appearance of your form by changing the theme.



The top menu will show your theme. The default theme is plane. To change the theme, click on theme.




There are multiple pages of themes. So when exploring the themes, be sure to scroll to the bottom.



When you find a theme that you think you would like to use, click on it.



## GOOGLE FORM BASICS: CHANGING THE APPEARANCE



You will see what the form looks like with the theme that you have chosen. Click on “Cancel” to continue looking or click on “Apply”.

Apply Cancel Saved

### Google Docs Refresher Survey

Please answer each question  
\* Required

What is your name? \*

Which group are you in? \*

Group 1: Room B-8: A-K  
Group 2: B-32/A-17: L-Z

Please rate your knowledge of Google Docs prior to your PD this school year \*

1 2 3 4 5

I didn't even know what Google docs was      I had been using it extensively and worked with all types of documents

What are the advantages to using Google Docs?  
Check all that apply

More than 1 person can work on the document at a time  
 You can access your documents from anywhere that has Internet access  
 You can create complicated documents with advanced formatting options

You can view the published form here: <https://docs.google.com/forms/d/12.com/spreadsheet/newform?formkey=HG4URIF0eEh62NTM9FQSDRbVqBh6GMP>

